

# International Select Risk-Managed

As of December 31, 2019

## OVERVIEW & OBJECTIVE

International Select Risk-Managed (ISRM) is a vehicle for tactical investment in global "best ideas," focusing on ex-US investment through factor-, size- and style-based rotations within and between geographical categories. The strategy may allocate away from equities in periods of increased volatility or into global holdings when market conditions favor global investment.

The strategy's objective is to outperform the MSCI All Country World ex-US Index through tactical allocation and risk management over a full market cycle.

## PORTFOLIO CONSTRUCTION IDEAS

- Rules-based macro overlay to complement existing strategic fund allocations in global or ex-US portfolio

## TACTICAL RANGES

### Equity Segment, 0%-100%

Concentrates on international sources of momentum on the basis of style, sector, region and volatility; global industry sectors when more favorable

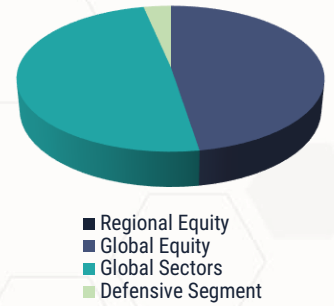
- Developed international: 0%-100%
- Emerging markets: 0%-100%
- Core global & global sectors: 0%-50%

### Alternate Segment, 0%-100%

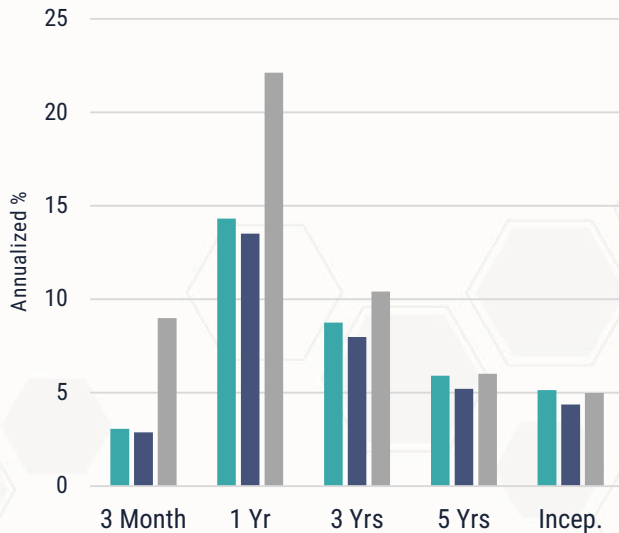
Serve as tail risk insurance, provide modest yield during normal environments; receive and protect capital in times of increased equity volatility

- Global bonds: 0%-100%

POSITIONING, DECEMBER 31, 2019



## Performance Summary



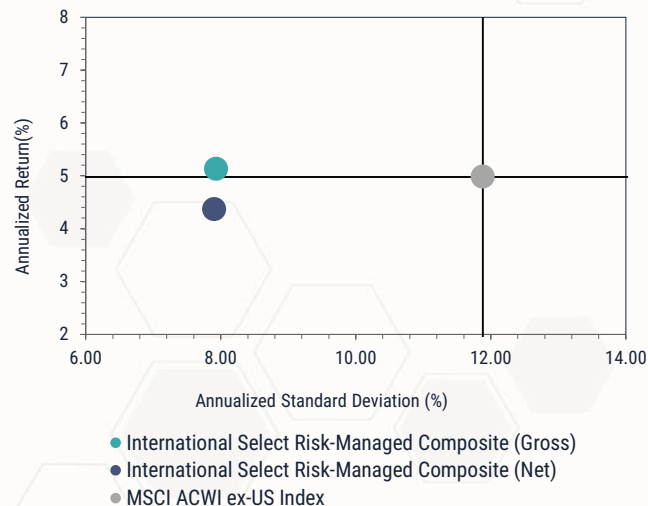
### Annualized Performance

	3 Month	1 Yr	3 Yrs	5 Yrs	Incep.
ISRM Composite (Gross)	3.06	14.31	8.74	5.91	5.13
ISRM Composite (Net)	2.88	13.51	7.97	5.20	4.36
MSCI ACWI ex-US Index	8.99	22.13	10.40	6.01	4.98

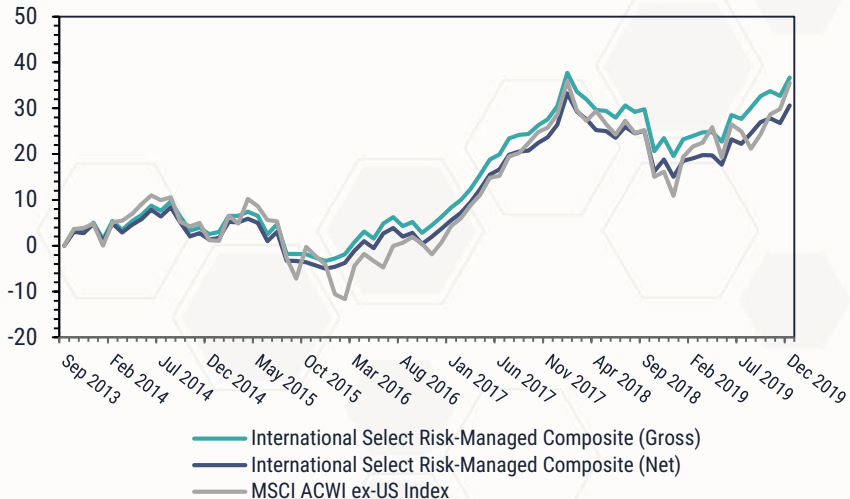
### Key Statistics (annualized since inception)

	ISRM Composite (Gross)	ISRM Composite (Net)	MSCI ACWI ex-US Index
Since Inception Return	5.13	4.36	4.98
Standard Deviation	7.93	7.90	11.88
Beta	0.50	0.49	1.00
Sharpe Ratio	0.54	0.44	0.35
Max drawdown	-13.18	-13.65	-20.36
Max run-up	42.50	40.28	53.69
Composite AUM	12MM	12MM	-

## Return vs. Risk Since Inception



## Cumulative Return Since Inception



Source: WST Capital Management, Orion. Exposures shown represent the historical exposures of a representative account managed according to the International Select Risk-Managed Model, based off of which are run the strategy and all accounts constituting the International Select Risk-Managed Composite. "Alternate Segment" is a summarized allocation of assets invested in investment grade fixed income, gold and cash equivalents, while the "Equity Segment" contains ETFs providing exposure to developed, emerging and global ex-US markets as well as global sector ETFs. Source for performance information: FactSet. Annualized statistics since strategy inception date, 9/30/2013; relative statistics vs. primary benchmark

Calendar Year	2014	2015	2016	2017	2018	2019
International Select Risk-Managed Composite (Gross)	-2.36	-5.76	9.98	22.74	-8.34	14.31
International Select Risk-Managed Composite (Net)	-3.27	-6.28	9.24	21.85	-9.00	13.51
MSCI ACWI ex-US Index	-3.44	-5.25	5.01	27.77	-13.78	22.13

## ABOUT OUR FIRM:

WST Capital Management is a division of Wilbanks Smith & Thomas Asset Management, LLC – a firm that has, since 1990, prioritized solutions-seeking research as a way to better serve clients.

Endeavoring to offer the Bridge Between Protection and Growth through Risk-managed ETF strategies, WSTCM has cut an innovative path in the pursuit of next-generation investment approaches for today's investors. We embrace the science of investing in the effort to provide investors with a balance of protection and growth, encouraging confident participation over the long-term.

## ABOUT OUR TEAM:

The team's iterative design process brings together a depth of experience in portfolio management, product design, quantitative academic research and computational methods to create robust strategies designed to solve critical problems in portfolio construction.

### Portfolio Design & Product Management

- Roger Scheffel
- Elizabeth Marchetti
- Neal Ritter

### Quantitative Research

- David Abrams
- Tom McNally, CFA, CMT

### Relationship Management

- Wade Monroe, CIMA®, CFP®

### Product Support & Marketing

- Ryan Stallard
- Maria Marmion

## KEY FACTS AND INFORMATION:

Strategy inception date: September 30, 2013  
 Vehicle: Separately managed account

To learn more, please contact:  
**Elizabeth Marchetti**

Local: 757-623-3676  
 Toll Free: 800-229-3677

elizabeth.marchetti@wstcm.com  
 www.wstcm.com

## Important disclosures

Wilbanks, Smith & Thomas Asset Management, LLC ("WST" or the "Firm") is defined as an SEC registered investment adviser headquartered in Norfolk, Virginia. WST claims compliance with the Global Investment Performance Standards (GIPS®) Prospective clients can obtain a GIPS-compliant presentation and/ or the firm's list of composite descriptions by contacting WST with the contact information referenced above.

The International Select Risk-Managed Composite has an inception date of September 30, 2013 and consists of all fee-paying, fully discretionary accounts under active management at WST that adhere to the International Select Risk-Managed strategy. The strategy utilizes a tactical approach built on a proprietary quantitative framework that is designed to achieve attractive risk-adjusted returns through capital appreciation and income. The International Select Risk-Managed strategy invests in a broad range of the International Equity market from Developed to Emerging. The strategy will take a focused approach to the International market by generally investing 50 to 100% of the portfolio in a broad international index and/or 25% each in two Global Sector indices. During less favorable environments or when attractive investment opportunities are limited, the strategy has the flexibility to invest in bonds or a money market fund. This strategy is generally implemented through the trading of mutual funds or exchange-traded funds. Prior to October 24, 2016, the International Select Risk-Managed strategy was referred to by WST as the WST Asset Manager – Focused International Equity strategy. The composite was created October 2016. Eligible accounts are included in the strategy group of accounts in the month following the month of account inception. Closed accounts are included through the completion of the last full month. Results portrayed reflect the reinvestment of dividends, capital gains and other earnings when appropriate. During the period(s) shown, there were no material market or economic conditions which affected the results portrayed. With the exception of several market corrections during the period(s), the overall market as measured by the S&P 500 was generally rising. If such trends are broken, the clients may experience real capital losses in their managed accounts. The performance results portrayed during the period: 9/30/2013 (strategy inception)-present relate only to a limited group of the adviser's clients selected based on suitability and risk tolerance. This factor has not had a material effect on performance but could lead to the termination of the composite in the event of significant outflows.

The composite is measured against the MSCI ACWI ex USA Index Gross Returns. The MSCI ACWI ex USA Index is designed to provide a broad measure of stock performance throughout the world, with the exception of U.S.-based companies.

Valuations are computed and performance is reported in U.S. dollars. Returns are presented gross and net of management fees and include the reinvestment of all income and dividends. Net of fee performance was calculated using actual management fees. Some accounts in the composite pay a "wrap fee" which is an all-inclusive or bundled fee based on a percentage of assets under management and may include investment management services, transaction costs/brokerage commissions, portfolio monitoring, consulting services, and custodial services. Gross performance results for wrap accounts in the composite are gross of the entire wrap fee information as transaction expenses have not been deducted. Past performance is not a guarantee of future results.

Investment advisory fees are described in Wilbanks Smith & Thomas Asset Management, LLC's Form ADV 2A. To illustrate the possible effect of fees on the total return of an account, what follows is an illustration: A client investing in the comparative index S&P 500 over the last 10 years (as of December 31, 2015) would have earned 7.31% return on an annualized basis. With the effect of fees at 2.00% per year, this client can then expect their net return to be 5.16% per year compounded over the same time period.

Standard Deviation of return measures the average deviations of a return series from its mean, and is often used as a measure of risk. A large standard deviation implies that there have been large swings in the return series of the manager. Correlation is a measure of how two securities move in relation to each other. The Sharpe Ratio measures excess return per unit of risk which relates the difference between the portfolio's return and the return of the risk free rate to the standard deviation of the portfolio returns for the same period. Alpha is the mean of the excess return of the manager over beta times the benchmark. Beta is a measure of systematic risk, or the sensitivity of a manager to movements in the benchmark. A beta of 1 implies that you can expect the movement of a manager's return series to match that of the benchmark used to measure beta. Maximum Drawdown is the maximum loss (compounded, not annualized) that the manager ever incurred during any sub period of the entire time period. Conceptually, the calculation looks at all sub periods of the time period in question and calculates the compound return of the manager over that period. The maximum drawdown is the minimum of zero and all these compound returns. Maximum Run-up is the opposite of Maximum Drawdown and shows the maximum gain the manager incurred during any sub period of time. Up and Down Capture is a measure of how well a manager replicates or improves on phases of positive benchmark returns and how the manager is affected by phases of negative benchmark returns. Commodities and futures generally are volatile and are not suitable for all investors. The value of commodity funds relate directly to the value of the futures contracts and other assets held within the fund and any fluctuation in the value of these assets could adversely affect an investment in commodities. Exchange Traded Funds (ETF's) trade like stocks, are subject to investment risk and will fluctuate in market value.